

Your visit to the Greater Manchester Police Museum.



The museum is on Newton Street in Manchester City centre.

The road can get very busy with lots of traffic noise.

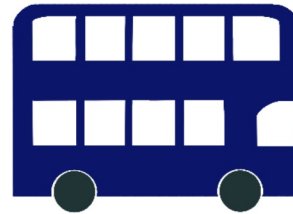


This is the main entrance to the museum.
On an open day the door will be open and a member of our team will greet you.

If you coming as part of a private tour or group the door will be shut. You will need to ring the doorbell on the righthand side of the door.

Getting to the museum.



The museum is about a 5 minute walk from Piccadilly Gardens Metrolink tram stop and bus station.



The museum is open from 10.30- 3.30 on an open day.

You may need to queue to get into the museum on a busy day.

The museum is usually quieter in the afternoon after 2.00pm





Introduction Gallery

In here you can find out more about the history of the police in the Manchester area. Look out for the red police box, you can go inside and have a go at dialling the telephone.



Uniform Gallery

The uniform gallery shows police uniform, hats and helmets from the past. Look out for the Peeler uniform, the first uniform worn by the police.

In here there is an iPad with a list of officers who have died while working for the police.

There is also a TV showing different films.





The Crime Room

The crime room is where we show visitors objects from the past used by criminals including weapons.

Some people do not like this room.

On busy days this room can get really warm, so sometimes there is a fan in the corner.



Transport Gallery

In the transport gallery we have a number of motorbikes, a plastic horse and a large map on the wall.

You can also try on police uniform and hats from the past and present, if you would like to.





To get to the next part of the museum - the police station, you will need to walk outside through the yard and then back into the museum through the next door.

Sometimes we have police cars or other activities going on in the yard so it can get a bit busy and noisy.

On wet days the cobbles can be a bit slippery.



The Charge Office

In the charge office there will be a member of our team behind the desk.
They can show you some of the equipment that police officers used to use.
Some of the equipment can make a loud noise especially the whistle and police rattle.

There is a bench in here if you want to have a sit down.

On an open day this area can get busy.





The Cell Corridor and Cells

You can go into any cell with an open door.

The door to the cells do not lock. The cells are quite small and are darker than the cell corridor.

You can have sit down in the cells on the benches if you want to.

The sounds echo in this area.





Court Room

The court room is upstairs on the 1st floor.

In here we show visitors what happens during a trial.

You can sit any of the seats except the ones behind the red ropes.

Look out for the stained glass windows. See if you can spot the lion on the window.

During the school holidays we run demonstration trials in the court room and you can take part if you want to.

There is a mannequin in this room, some people do not like him.

Other upstairs spaces



Audio Visual Room

The audio visual room is where you can sit and watch a number of different films about policing. Some of the videos have sounds and some do not.

It is darker in this room than the rest of the museum when the films are playing.



The Doctor's Room

In the doctor's room you can learn more about the court room.

This room is usually quieter than other spaces in the museum and there will be a bench for you sit down on if you would like.



Shop

The museum has a small shop.

You can get to it by going back through the museum to the front door.

Follow the signs for the shop.

On an open day the shop can get very busy.



The Museum Team

If you need any help or have any questions during your visit then you can ask any member of our team.

You can even write your question down and hand it to them.

They will be wearing a black polo or fleece with a white logo on it, along with a name badge.

Some of our team wear historical uniform but will still have a name badge on.

We are all happy to help.



Useful places

Toilets



The ground floor toilets are in the transport gallery.



The 1st floor toilet is just next to the audio visual room.

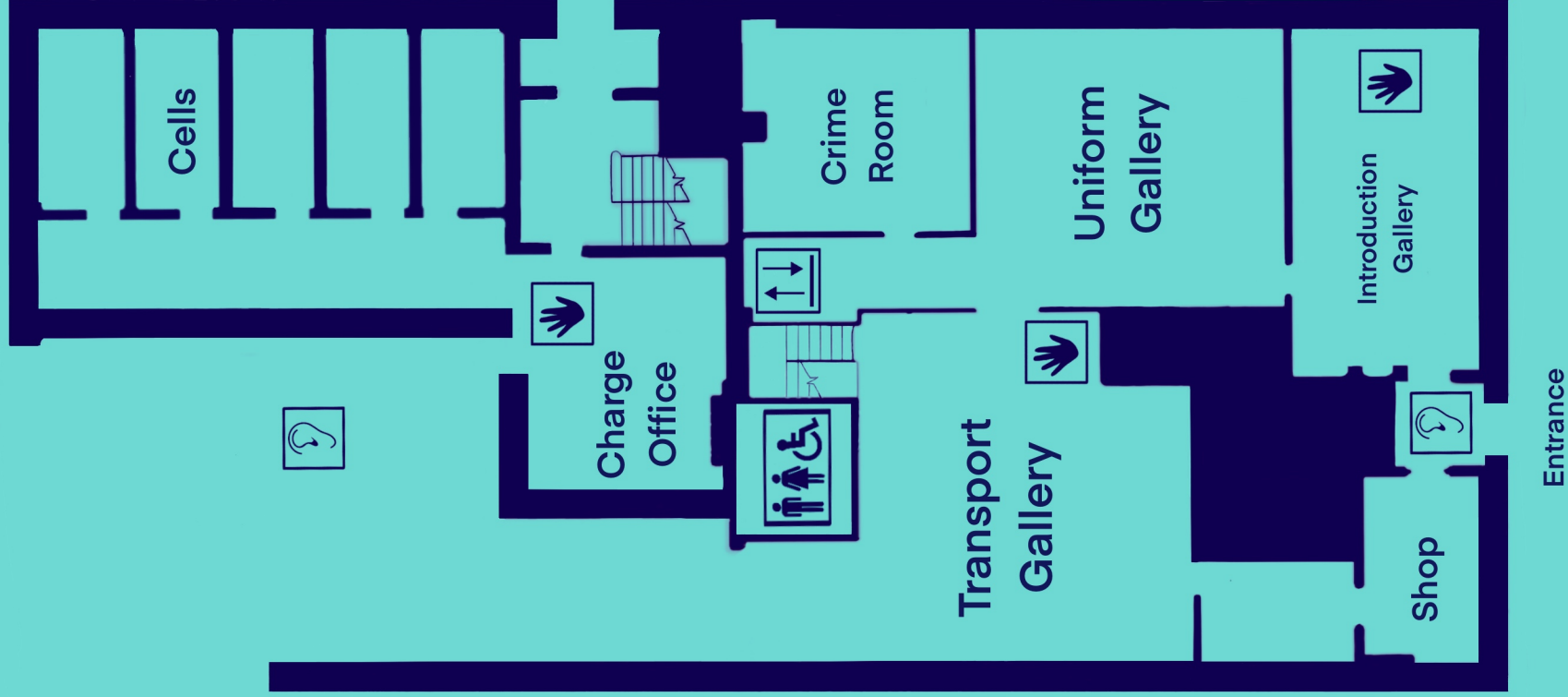
Outside the toilet is a bench and it is usually a bit quieter and calmer in this area.

Lifts and stairs

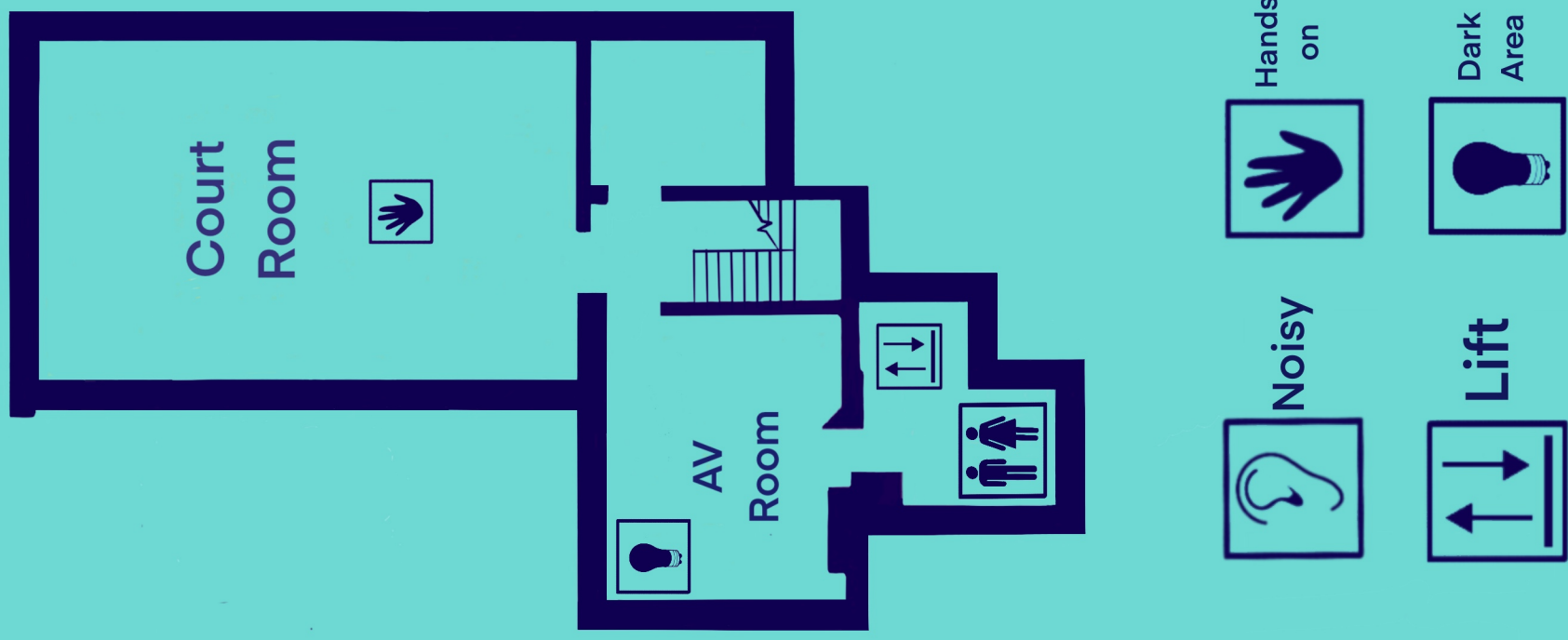


Map

Ground floor




First floor



Noisy



Hands on



Lift



Dark Area

